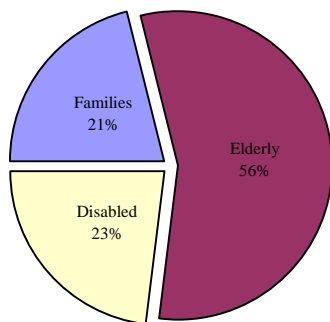


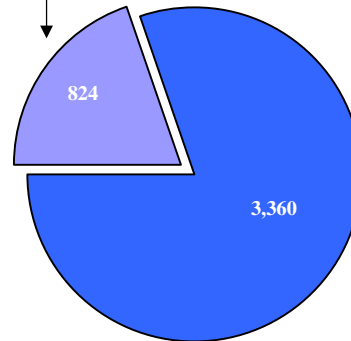
Area Housing Authority 2017

Camarillo Population: 65,968 Number of dwelling units: 25,702					
Total units receiving assistance from the AHA: 824					
AHA Owned Housing	Families	Elderly	Disabled	Total	Acquired for
Bradford Apts 127 W. Calle La Sombra, 131 W. Ponerosa, 126 Ripley	27	0	0	27	\$3,050,000
Ellis Terrace 1021 - 1051 Temple	23	1	3	27	\$2,828,250
Meadowbrook 610 Calle la Roda	12	0	1	13	\$4,487,648
Mira Vista 2700 Ponderosa Drive	0	305	0	305	\$55,304,000
Raemere 1 & 2 92 Raemere Street	2	0	0	2	\$62,500
Total AHA Owned	64	306	4	374	\$65,732,398
Section 8 Assistance	109	156	185	450	Annual Housing Payments \$5,358,000
Total AHA Assisted	173	462	189	824	

Percentage of households assisted by the AHA in Camarillo



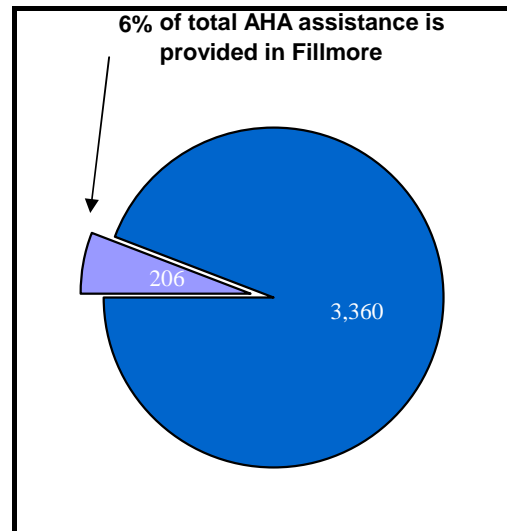
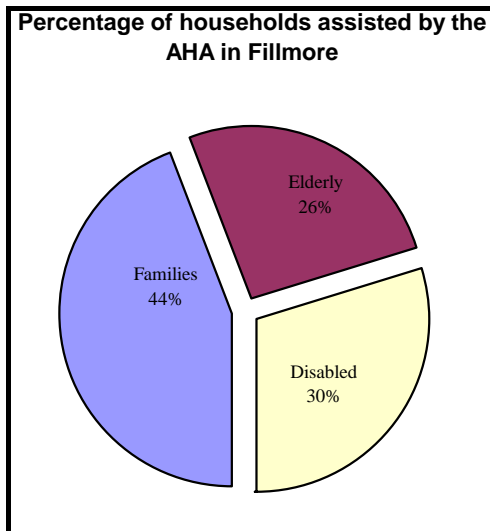
25% of total AHA assistance is provided in Camarillo



AHA TOTALS Population: 478,512					
Total units receiving assistance from the AHA: 3,360					
AHA Owned Housing	Families	Elderly	Disabled	Total	Acquired for
	362	547	89	998	\$156,134,296
Section 8 Assistance	635	838	889	2,362	Annual Housing Payments \$27,813,564
Total AHA Assisted	997	1,385	978	3,360	

Area Housing Authority 2017

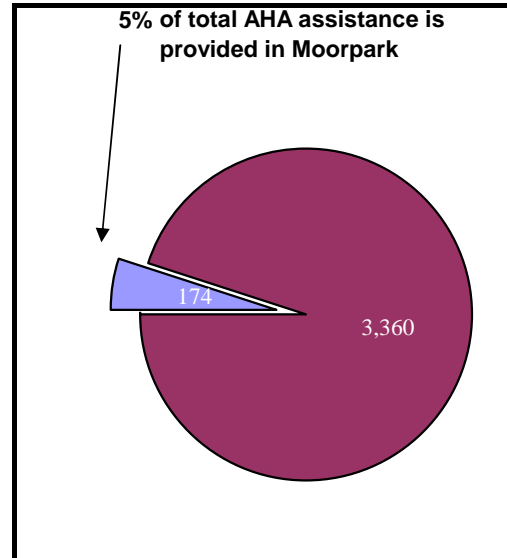
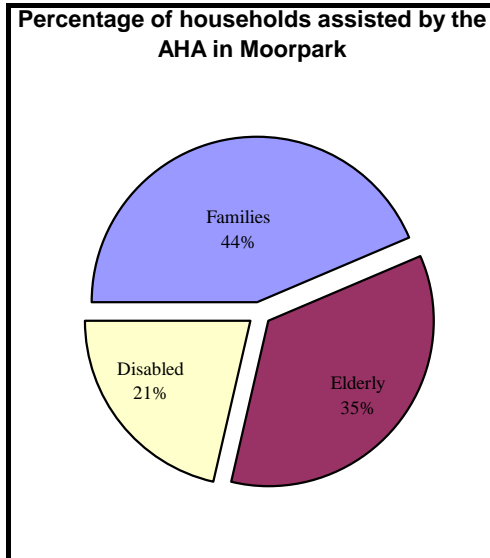
<u>Fillmore</u>		Population: 15,162		Number of dwelling units: 4,408	
Total units receiving assistance from the AHA: 206					
AHA Owned Housing	Families	Elderly	Disabled	Total	Acquired for
Total AHA Owned	0	0	0	0	\$0
Section 8 Assistance	91	54	61	206	Annual Housing Payments \$2,613,012
Total AHA Assisted	91	54	61	206	



<u>AHA TOTALS</u>		Population: 478,512		Total units receiving assistance from the AHA: 3,360	
AHA Owned Housing	Families	Elderly	Disabled	Total	Acquired for
Total AHA Owned	362	547	89	998	\$156,134,296
Section 8 Assistance	635	838	889	2,362	Annual Housing Payments \$27,813,564
Total AHA Assisted	997	1,385	978	3,360	

Area Housing Authority 2017

<u>Moorpark</u>					
Population: 35,088		Number of dwelling units: 10,738			
Total units receiving assistance from the AHA: 174					
AHA Owned Housing	Families	Elderly	Disabled	Total	Acquired for
Charles Street Terrace 396 Charles Street	20	0	0	20	\$9,300,000
Tafoya Terrace 344 Charles Street	20	20	10	50	\$2,262,000
Total AHA Owned	40	20	10	70	\$11,562,000
Section 8 Assistance					Annual Housing Payments
	36	41	27	104	\$1,359,084
Total AHA Assisted	76	61	37	174	

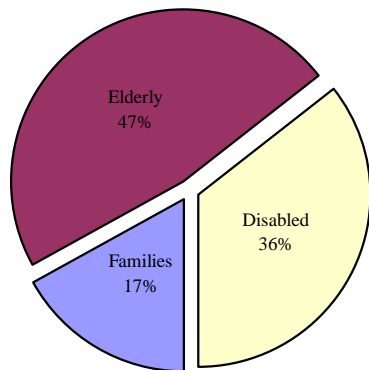


<u>AHA TOTALS</u>					
Population: 478,512		Total units receiving assistance from the AHA: 3,360			
AHA Owned Housing	Families	Elderly	Disabled	Total	Acquired for
	362	547	89	998	\$156,134,296
Section 8 Assistance					Annual Housing Payments
	635	838	889	2,362	\$27,813,564
Total AHA Assisted	997	1,385	978	3,360	

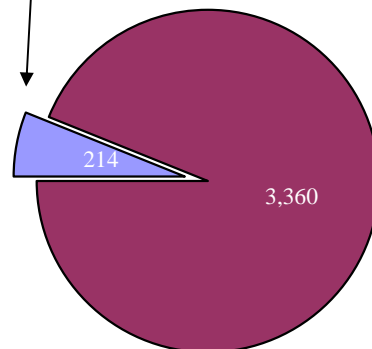
Area Housing Authority 2017

Ojai		Population: 125,793		Number of dwelling units: 3,382	
Total units receiving assistance from the AHA: 214					
AHA Owned Housing	Families	Elderly	Disabled	Total	Acquired for
Whispering Oaks 999 E. Ojai Ave.	0	76	25	101	\$7,684,550
Grand Avenue 210 N. Grand Ave.	5	0	0	5	\$575,000
Summer Street 211 E. Summer St.	10	0	0	10	\$1,150,000
Total AHA Owned	15	76	25	116	\$9,409,550
Section 8 Assistance					Annual Housing Payments
	21	26	51	98	\$1,149,552
Total AHA Assisted	36	102	76	214	

Percentage of households assisted by the AHA in Ojai



6% of total AHA assistance is provided in Ojai

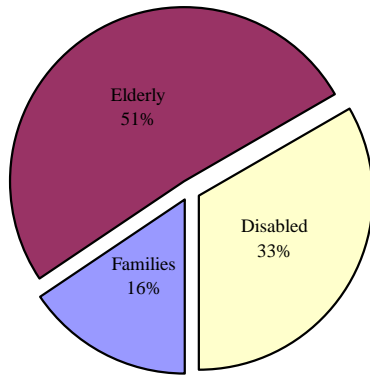


AHA TOTALS		Population: 478,512		Total units receiving assistance from the AHA: 3,360	
AHA Owned Housing	Families	Elderly	Disabled	Total	Acquired for
	362	547	89	998	\$156,134,296
Section 8 Assistance					Annual Housing Payments
	635	838	889	2,362	\$27,813,564
Total AHA Assisted	997	1,385	978	3,360	

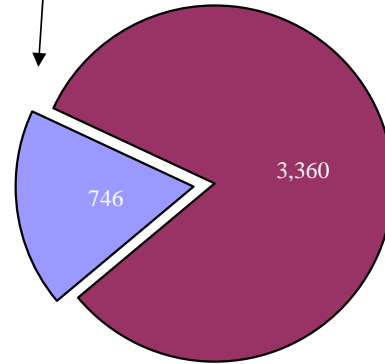
Area Housing Authority 2017

<u>Simi Valley</u>					
		Population: 125,793		Number of dwelling units: 42,506	
Total units receiving assistance from the AHA: 746					
AHA Owned Housing	Families	Elderly	Disabled	Total	Acquired for
	0	0	0	0	\$0
Total AHA Owned	0	0	0	0	\$0
Section 8 Assistance					Annual Housing Payments
	116	382	248	746	\$8,245,848
Total AHA Assisted	116	382	248	746	

Percentage of households assisted by the AHA in Simi Valley



22% of total AHA assistance is provided in Simi Valley



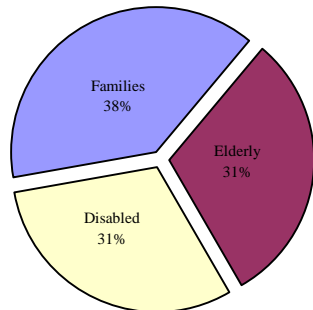
<u>AHA TOTALS</u>					
		Population: 478,512			
Total units receiving assistance from the AHA: 3,360					
AHA Owned Housing	Families	Elderly	Disabled	Total	Acquired for
	362	547	89	998	\$156,134,296
Section 8 Assistance					Annual Housing Payments
	635	838	889	2,362	\$27,813,564
Total AHA Assisted	997	1,385	978	3,360	

Area Housing Authority

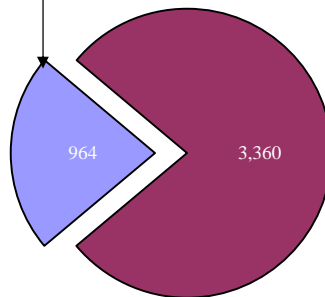
2017

Thousand Oaks					
Population: 128,412		Number of dwelling units: 47,494			
Total units receiving assistance from the AHA: 964					
AHA Owned Housing	Families	Elderly	Disabled	Total	Acquired for
Fiore Gardens 220-480 Hillcrest Drive	41	5	4	50	\$5,752,500
Florence Janss 190-210 Brazil Street	0	43	21	64	\$4,847,150
Leggett Court 1824-1884 Los Feliz Dr.	31	6	12	49	\$4,837,150
Garden View Phase 1	36	0	0	36	\$21,800,000
Garden View Phase 2	20	0	0	20	\$9,900,000
Glenn Oaks 145 E. Wilbur Road	0	33	6	39	\$2,500,000
Los Arboles 801-886 Calle Haya	43	0	0	43	\$2,800,000
Oak Creek Senior Villas 367 E. TO Blvd.	0	57	0	57	\$11,875,324
Royal Oaks 3210-3214 Royal Oaks	5	0	0	5	\$625,000
Sunset Villas 90,100 & 110 Sunset Drive	11	0	0	11	\$2,215,000
Total AHA Owned	187	144	43	374	\$67,152,124
Section 8 Assistance					Annual Housing Payments
	187	151	252	590	\$7,042,092
Total AHA Assisted	374	295	295	964	

Percentage of households assisted by the AHA in Thousand Oaks



29% of total AHA assistance is provided in Thousand Oaks

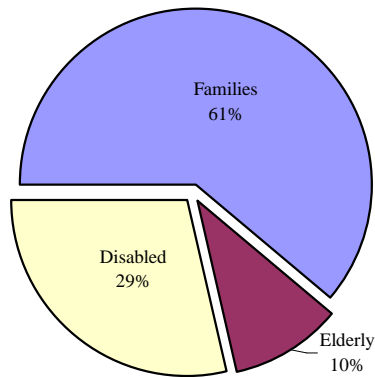


AHA TOTALS					
Population: 478,512		Number of dwelling units: 47,494			
Total units receiving assistance from the AHA: 3,360					
AHA Owned Housing	Families	Elderly	Disabled	Total	Acquired for
	362	547	89	998	\$156,134,296
Section 8 Assistance					Annual Housing Payments
	635	838	889	2,362	\$27,813,564
Total AHA Assisted	997	1,385	978	3,360	

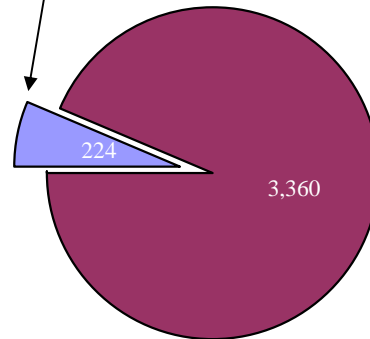
Area Housing Authority 2017

<u>Unincorporated Ventura County</u>					
		Population: 100,531		Number of dwelling units: 34,983	
		Total units receiving assistance from the AHA: 224			
AHA Owned Housing	Families	Elderly	Disabled	Total	Acquired for
Roth Apartments 290 E. El Roblar Drive, Ojai	28	1	5	34	\$3,535,900
Colina Vista 424 Main Street, Piru	33	0	2	35	\$5,600,000
Summerwind Apartments 3807 E. Telegraph Rd, Fillmore	15	0	0	15	\$467,324
Total AHA Owned	76	1	7	84	\$9,603,224
Section 8 Assistance	Families	Elderly	Disabled	Total	Annual Housing Payments
	61	22	57	140	\$1,679,220
Total AHA Assisted	137	23	64	224	

Percentage of households assisted by the AHA in Unincorporated Ventura County



7% of total AHA assistance is provided in Unincorporated Ventura County



<u>AHA TOTALS</u>					
		Population: 478,512		Total units receiving assistance from the AHA: 3,360	
AHA Owned Housing	Families	Elderly	Disabled	Total	Acquired for
	362	547	89	998	\$156,134,296
Section 8 Assistance	Families	Elderly	Disabled	Total	Annual Housing Payments
	635	838	889	2,362	\$27,813,564
Total AHA Assisted	997	1,385	978	3,360	